

THE HAPPY BABY CHAIR



How to clean a happy baby chair McDonald's ?

PRODUCT

- .McDonald's SK to clean
- .McDonald's DR to clean and disinfect

EQUIPMENT

- .Microfibre cloth
- .Gloves
- .Laundry net / bag

KEY INSPECTION POINTS:

- .After each rush or when needed
- .Surface is free of adhesive dirt

TIPS:

- .Always wear gloves
- .Do not take too much detergent !

SAFETY

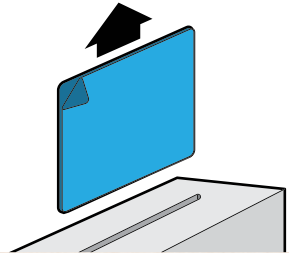
Please consult the appropriate Safety Data Sheet for details.

1



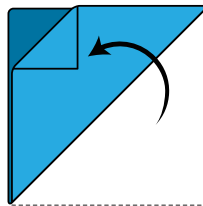
Use McD SK to clean or McD DR to clean and disinfect according the manufacturer's recommendations.

2



Take a clean dry microfibre cloth.

3



Fold the cloth twice.

4



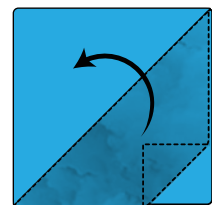
Spray cleaning solution onto the folded microfibre cloth.

5




Place whole hand on cloth and wipe desired surface; working from clean to dirty.

6




Once one side of cloth is dirty, turn it over.

7



Dispose the dirty cloth into the laundry net / bag.

8



At the end of the day, wash the used cloths in the laundry.

Welcome Family

Welcome Family LLC 2100 NW 129TH AV # 110 Miami, FL 33182